

Toro

Collection offering 6 models of tables in various shapes and heights, available on wheels or levelers. Multiple base and surface finishes are available, along with electrification options.



Collection



TTCN



TTON



TTRN



TTCR



TTOR



TTRR

TTCN

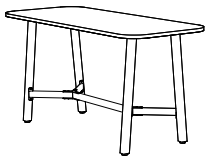


Table with a rectangular surface and rounded corners on levelers

	24x54	24x60	24x66	24x72	24x78	24x84	24x90	24x96
29H	1680	1720	1760	1880	1920	1960	2000	2040
36H	1720	1760	1800	1920	1960	2000	2040	2080
42H	1760	1800	1840	1960	2000	2040	2080	2120
	30x54	30x60	30x66	30x72	30x78	30x84	30x90	30x96
29H	1780	1830	1880	2010	2060	2110	2160	2210
36H	1820	1870	1920	2050	2100	2150	2200	2250
42H	1860	1910	1960	2090	2140	2190	2240	2290
	36x54	36x60	36x66	36x72	36x78	36x84	36x90	36x96
29H	1920	1970	2020	2150	2200	2250	2300	2350
36H	1960	2010	2060	2190	2240	2290	2340	2390
42H	2000	2050	2100	2230	2280	2330	2380	2430

TTON



Oblong table on levelers

	24x54	24x60	24x66	24x72	24x78	24x84	24x90	24x96
29H	-	2070	2110	2230	2270	2310	2350	2390
36H	-	2110	2150	2270	2310	2350	2390	2430
42H	-	2150	2190	2310	2350	2390	2430	2470
	30x54	30x60	30x66	30x72	30x78	30x84	30x90	30x96
29H	-	2180	2230	2360	2410	2460	2510	2560
36H	-	2220	2270	2400	2450	2500	2550	2600
42H	-	2260	2310	2440	2490	2540	2590	2640
	36x54	36x60	36x66	36x72	36x78	36x84	36x90	36x96
29H	-	2320	2370	2500	2550	2600	2650	2700
36H	-	2360	2410	2540	2590	2640	2690	2740
42H	-	2400	2450	2580	2630	2680	2730	2780

TTRN

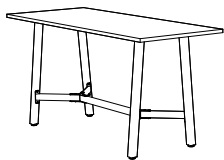


Table with a rectangular surface on levelers

	24x54	24x60	24x66	24x72	24x78	24x84	24x90	24x96
29H	1500	1540	1580	1700	1740	1780	1820	1860
36H	1540	1580	1620	1740	1780	1820	1860	1900
42H	1580	1620	1660	1780	1820	1860	1900	1940
	30x54	30x60	30x66	30x72	30x78	30x84	30x90	30x96
29H	1600	1650	1700	1830	1880	1930	1980	2030
36H	1640	1690	1740	1870	1920	1970	2020	2070
42H	1680	1730	1780	1910	1960	2010	2060	2110
	36x54	36x60	36x66	36x72	36x78	36x84	36x90	36x96
29H	1720	1780	1840	1980	2040	2100	2160	2220
36H	1760	1820	1880	2020	2080	2140	2200	2260
42H	1800	1860	1920	2060	2120	2180	2240	2300

TTCR

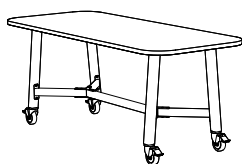
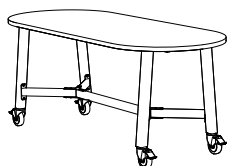


Table with a rectangular surface and rounded corners on casters

	24x54	24x60	24x66	24x72	24x78	24x84
29H	1720	1760	1800	1920	1960	2000
36H	1760	1800	1840	1960	2000	2040
42H	1800	1840	1880	2000	2040	2080
	30x54	30x60	30x66	30x72	30x78	30x84
29H	1820	1870	1920	2050	2100	2150
36H	1860	1910	1960	2090	2140	2190
42H	1900	1950	2000	2130	2180	2230
	36x54	36x60	36x66	36x72	36x78	36x84
29H	1960	2010	2060	2190	2240	2290
36H	2000	2050	2100	2230	2280	2330
42H	2040	2090	2140	2270	2320	2370

TTOR



Oblong table on casters

	24x54	24x60	24x66	24x72	24x78	24x84
29H	-	2110	2150	2270	2310	2350
36H	-	2150	2190	2310	2350	2390
42H	-	2190	2230	2350	2390	2430
	30x54	30x60	30x66	30x72	30x78	30x84
29H	-	2220	2270	2400	2450	2500
36H	-	2260	2310	2440	2490	2540
42H	-	2300	2350	2480	2530	2580
	36x54	36x60	36x66	36x72	36x78	36x84
29H	-	2360	2410	2540	2590	2640
36H	-	2400	2450	2580	2630	2680
42H	-	2440	2490	2620	2670	2720

TTRR

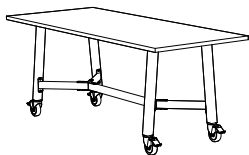


Table with a rectangular surface on casters

	24x54	24x60	24x66	24x72	24x78	24x84
29H	1540	1580	1620	1740	1780	1820
36H	1580	1620	1660	1780	1820	1860
42H	1620	1660	1700	1820	1860	1900
	30x54	30x60	30x66	30x72	30x78	30x84
29H	1640	1690	1740	1870	1920	1970
36H	1680	1730	1780	1910	1960	2010
42H	1720	1770	1820	1950	2000	2050
	36x54	36x60	36x66	36x72	36x78	36x84
29H	1760	1820	1880	2020	2080	2140
36H	1800	1860	1920	2060	2120	2180
42H	1840	1900	1960	2100	2160	2220

BASES ONLY		29H	36H	42H
TTBN5466	With levelers. For 54" to 66" top	800	840	880
TTBN7284	With levelers. For 72" to 84" top	880	920	960
TTBN9096	With levelers. For 90" to 96" top	880	920	960
TTBR5466	With casters. For 54" to 66" top	840	880	920
TTBR7284	With casters. For 72" to 84" top	920	960	1000

TABLETOP FINISHES (FOR COMPLETE TABLE ONLY)

1" Thermally fused laminate panel tops and PVC edge

631	Black	Standard	H57	Haze	-
123	Charcoal	-	H56	Chill	-
555	White	-	204	Bourbon Cherry	-
H58	Storm	-	205	Tobacco Cherry	-
K02	Sesame	-	992	Hardrock maple	-
H72	Ginger	-			

TABLE HEIGHT

29H	29" high	-
36H	36" high	-
42H	42" high	-

BASE FINISHES

BL	Black	Standard	LB	Saphir	\$50/unit. 2 units min.
SX	Black sandex	-	DB	Minuit	\$50/unit. 2 units min.
CH	Charcoal	-	RD	Cardinal	\$50/unit. 2 units min.
SG	Metallic grey	-	DR	Bordeaux	\$50/unit. 2 units min.
WH	White	-	GR	Sauge	\$50/unit. 2 units min.
WX	White sandex	-	GP	Sapin	\$50/unit. 2 units min.
PA	Polished chrome paint	\$50/unit. 2 units min.	OG	Terracotta	\$50/unit. 2 units min.
			YC	Canari	\$50/unit. 2 units min.

CONNECTIVITY MODULE

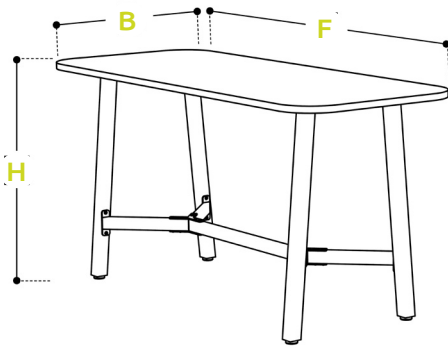
CDT-UMN	Metal centerpiece matched to the color of the base, including a connectivity module. 2 110V power outlet and 2 USB (A+C) outlets, black. 108" power supply cord.	770
CDT-UMW	Metal centerpiece matched to the color of the base, including a connectivity module. 2 110V power outlet and 2 USB (A+C) outlets, white. 108" power supply cord.	770
CU211N	2 110V power outlet and 2 USB (A+C) outlets, black. 108" power supply cord, installed under the top.	620
CU211W	2 110V power outlet and 2 USB (A+C) outlets, white. 108" power supply cord, installed under the top.	620

CABLE MANAGEMENT

GFV-G-N	Black fabric magnetic sleeve concealing the wires (for 42"H table)	200
GFV-G-G	Grey fabric magnetic sleeve concealing the wires (for 42"H table)	200
GFV-M-N	Black fabric magnetic sleeve concealing the wires (for 36"H table)	190
GFV-M-G	Grey fabric magnetic sleeve concealing the wires (for 36"H table)	190
GFV-P-N	Black fabric magnetic sleeve concealing the wires (for 29"H table)	180
GFV-P-G	Grey fabric magnetic sleeve concealing the wires (for 29"H table)	180

ACCESSORIES

CRT	Metal hook to be installed under the surface.	60
-----	---	----



Mesures	H	B	F
TTOR	29 / 36 / 42	24 / 30 / 36	60 / 66 / 72 / 78 / 84
	73 / 91 / 107	61 / 76 / 91	152 / 167 / 183 / 198 / 213
TTON	29 / 36 / 42	24 / 30 / 36	60 / 66 / 72 / 78 / 84 / 90 / 96
	73 / 91 / 107	61 / 76 / 91	152 / 167 / 183 / 198 / 213 / 228 / 244
TTCR	29 / 36 / 42	24 / 30 / 36	54 / 60 / 66 / 72 / 78 / 84
	73 / 91 / 107	61 / 76 / 91	137 / 152 / 167 / 183 / 198 / 213
TTCN	29 / 36 / 42	24 / 30 / 36	54 / 60 / 66 / 72 / 78 / 84 / 90 / 96
	73 / 91 / 107	61 / 76 / 91	137 / 152 / 167 / 183 / 198 / 213 / 228 / 244
TTRR	29 / 36 / 42	24 / 30 / 36	54 / 60 / 66 / 72 / 78 / 84
	73 / 91 / 107	61 / 76 / 91	137 / 152 / 167 / 183 / 198 / 213
TTRN	29 / 36 / 42	24 / 30 / 36	54 / 60 / 66 / 72 / 78 / 84 / 90 / 96
	73 / 91 / 107	61 / 76 / 91	137 / 152 / 167 / 183 / 198 / 213 / 228 / 244

■ Système impérial (pouce - livre - pied³ - verge)

□ Système métrique (centimètre - kilogramme - mètre³ - mètre)

Codification example

